


The ArchiTech Premium line is very well engineered... to sound great, be dependable and to deliver great value for the dollar. It has been engineered with high quality materials and careful design:

The long-throw woofer is made with a polypropylene cone and butyl rubber surround, (not a cheap foam surround), enabling it to create substantial low bass yet remarkably durable (lifetime warranty).

The tweeter is a 3/4" polycarbonate hybrid dome that is clean and accurate and pivots for best dispersion into the room. The crossover is technically a 2nd and 3rd order electro-acoustic crossover. This ensures the tweeter and woofer are well-controlled and deliver broad, smooth frequency throughout the room.



**SC-602E**  
6-1/2" 2-way In-Ceiling Loudspeaker

**FEATURES**

- Poly woofers with butyl rubber surrounds
- Proven Mounting System
- Frame and Grilles may be painted to match mounting surface
- Sold and shipped in pairs (BULK PACK)
- Overall Dimension: 8 3/8"
- Cut-out Dimensions: 7 3/8" X 27/8" deep

**SPECIFICATIONS**

Loudspeaker Frequency Response:	45Hz - 20kHz ± 3 dB
Power Handling:	40 watts nom. 80 max.
Sensitivity:	91dB 1 watt / 1 meter
Tweeter:	3/4" pivoting dome tweeter
Perforated Metal Grille:	MGR-6
Impedance:	8 ohms nominal
Pre-construction Bracket:	RIR-6
Vapor Dome / Pre-Con Bracket:	VPD-6
Bridge for T-Bar Ceiling:	PB-6
Plenum Dome:	PE-8



**SC-602F**  
6-1/2" 2-way In-Ceiling / Wall Loudspeaker

**FEATURES**

- Frameless Grille
- Poly woofers with butyl rubber surrounds
- Proven Mounting System
- Frame and Grilles may be painted to match mounting surface
- Sold and shipped in pairs
- Overall Dimension: 8-7/16" R
- Cut-out Dimensions: 7-1/4" R x 3 5/16" deep

**SPECIFICATIONS**

Frequency Response:	45Hz - 20kHz ± 3 dB
Power Handling:	40 watts nom. 80 max.
Sensitivity:	91dB 1 watt / 1 meter
Tweeter:	3/4" pivoting dome tweeter
Frameless Grille:	Magnetically Attached - Perforated Frameless Metal Grilles Round and Square option
Round Model:	MGR-6f Square
Model:	MGS-6f
Impedance:	8 ohms nominal
Pre-construction Bracket:	RIR-6
Vapor Dome / Pre-Con Bracket:	VPD-6
Bridge for T-Bar Ceiling:	PB-6
Plenum Dome:	PE-8



**SC-802F**  
8" 2-way In-Ceiling / Wall Loudspeaker  
FRAMELESS

**FEATURES**

- Frameless Grille
- Poly woofers with butyl rubber surrounds
- Proven Mounting System
- Frame and Grilles may be painted to match mounting surface
- Sold and shipped in pairs
- Overall Dimensions: 9-7/8" Round
- Cut-out Dimensions: 8-5/8" Rd x 3-7/8" dp

**SPECIFICATIONS**

Frequency Response:	35Hz - 20kHz ± 3 dB
Power Handling:	50 watts nom. 100 max.
Sensitivity:	91dB 1 watt / 1 meter
Tweeter:	3/4" pivoting dome tweeter
Frameless Grille:	Magnetically Attached - Perforated Frameless Metal Grilles Round and Square option
Round:	MGR-8f Square: MGS-8f
Impedance:	8 ohms nominal
Pre-construction Bracket:	RIR-8
Vapor Dome / Pre-Con Bracket:	VPD-8
Bridge for T-Bar Ceiling:	PB-8
Plenum Dome:	PE-8



**SC-62**  
6-1/2" 2-way In-Ceiling Loudspeaker

**FEATURES**

- Poly woofers with butyl rubber surrounds
- Proven Mounting System
- Frame and Grilles may be painted to match mounting surface
- Sold and shipped in pairs (BULK PACK)
- Overall Dimension: 8 3/8"
- Cut-out Dimensions: 7 3/8" X 27/8" deep

**SPECIFICATIONS**

Loudspeaker Frequency Response:	45Hz - 20kHz ± 3 dB
Power Handling:	40 watts nom. 80 max.
Sensitivity:	91dB 1 watt / 1 meter
Tweeter:	3/4" pivoting dome tweeter
Perforated Metal Grille:	MGR-6
Impedance:	8 ohms nominal
Pre-construction Bracket:	RIR-6
Vapor Dome / Pre-Con Bracket:	VPD-6
Bridge for T-Bar Ceiling:	PB-6
Plenum Dome:	PE-8



**SE-791E**  
6-1/2" 2-way In-Wall Loudspeaker

**FEATURES**

- Poly woofers with butyl rubber surrounds
- Proven Mounting System
- Frame and Grilles may be painted to match mounting surface
- Sold and shipped in pairs (BULK PACK)
- Overall Dimension: 8-5/8" W x 12-1/8" H
- Cut-out Dimen.: 7-3/8" W x 10-7/8" H x 3-1/8" D

**SPECIFICATIONS**

Loudspeaker Frequency Response:	45Hz - 20kHz ± 3 dB
Power Handling:	40 watts nom. 80 max.
Sensitivity:	91dB 1 watt / 1 meter
Tweeter:	3/4" pivoting dome tweeter
Perforated Metal Grille:	MGR-6
Impedance:	8 ohms nominal
Pre-construction Bracket:	RIR-6
Vapor Dome / Pre-Con Bracket:	VPD-6
Bridge for T-Bar Ceiling:	PB-6
Plenum Dome:	PE-8

## OEM SYSTEMS CEILING & IN-WALL SPEAKER - GOOD



### SE-891E 8" 2-way In-Wall Loudspeaker


#### FEATURES

- Poly woofers with butyl rubber surrounds
- Industry Leading Superior Clamp-Ring Mounting System
- IR knockout
- Poly-switch overdrive protection
- 12 dB/octave crossover
- Frame and Grilles may be painted to match mounting surface
- Sold and shipped in pairs

Overall Dimensions: 10-1/2" W x 14-1/2" D  
Cut-out Dimensions: 9" W x 13" H x 2-15/16" D

#### SPECIFICATIONS

Frequency Response: 35Hz - 20kHz ± 3 dB  
Power Handling: 50 watts nom. 100 max.  
Sensitivity: 91dB 1 watt / 1 meter  
Tweeter: 1" pivoting textile dome tweeter  
Perforated Metal Grille: MG-89F  
Impedance: 8 ohms nominal  
Pre-construction Bracket: RIB-82  
Vapor Dome: VPD-82



### SE-80SWF 8" In-Wall / Ceiling Subwoofer Frameless

#### FEATURES

- Frameless Grille
- Frameless Grille finished look is identical to our 8" frameless series speakers
- Poly woofers with butyl rubber surrounds
- Proven Mounting System
- Grilles - Paint to match mounting surface
- Sold and shipped individually
- Overall Dim.: 9-7/8" diam.
- Cut-out Dim. (deep): 8-5/8" diam. x 3-7/8"

#### SPECIFICATIONS

Frequency Response: 30Hz - 120Hz  
Power Handling: 100 watts nom. 150 max.  
Sensitivity: 85 dB 1 watt / 1 meter  
Impedance: 4 ohms nominal  
Frameless Grille: Magnetically Attached - Perforated  
Frameless Metal Grilles  
Round and Square option  
Round Model: MGR-8f  
Square Model: MGS-8f  
Pre-construction Bracket: RIR-8  
Vapor Dome / Pre-Con Bracket: VPD-8  
Bridge for T-Bar Ceiling: PB-8  
Plenum Dome: PE-8

## OEM SYSTEMS CEILING & IN-WALL SPEAKER - BETTER

The Kevlar material used in the ArchiTech Kevlar series is an exceptional choice for high performance woofers. Its incredible strength enables low distortion music reproduction, while its lightness provides great detail and musicality. And it is amazingly durable for long life and environmental stability. Kevlar is 5 times as strong as steel of the same weight.

These unique properties have enabled Kevlar to become a favorite material for applications as varied as bullet-proof vests, automotive parts, ropes for the Mars Pathfinder mission - and for the ArchiTech Series - cones for superb woofers.

The ArchiTech Kevlar Series is an excellent choice for custom installation applications where high quality music reproduction is required and rugged construction is appreciated. The Lifetime Limited Warranty is one indication of just how robust this family of loudspeakers really is.

**ArchiTECH**  
KEVLAR SERIES®



### SC-620F 6.5" In-Wall / Ceiling Subwoofer Frameless

#### FEATURES

- Frameless Grille
- 12 dB/octave crossover
- Proven Mounting System
- Frame and Grilles may be painted to match mounting surface
- Sold and shipped pairs
- Overall Dim.: 8-7/16" diam.
- Cut-out Dim. (deep): 7 1/4" diam. x 2-7/8"

#### SPECIFICATIONS

Frequency Response: 45Hz - 20Hz ± 3dB  
Power Handling: 40 watts nom. 80 max.  
Sensitivity: 91 dB 1 watt / 1 meter  
Impedance: 8 ohms nominal  
Frameless Grille: Magnetically Attached - Perforated  
Frameless Metal Grilles  
Round and Square option  
Round Model: MGR-6f  
Square Model: MGS-6f  
Pre-construction Bracket: RIR-6  
Vapor Dome / Pre-Con Bracket: VPD-6  
Bridge for T-Bar Ceiling: PB-6  
Plenum Dome: PE-6




### SC-820F 8" In-Wall / Ceiling Subwoofer Frameless

#### FEATURES

- Frameless Grille
- 12 dB/octave crossover
- Proven Mounting System
- Frame and Grilles may be painted to match mounting surface
- Sold and shipped in pairs
- Overall Dimensions: 9-7/8" R
- Cut-out Dimensions: 8-5/8" R x 3-7/8" D

#### SPECIFICATIONS

Frequency Response: 35Hz - 20kHz ± 3 dB  
Power Handling: 50 watts nom. 100 max.  
Sensitivity: 91dB 1 watt / 1 meter  
Tweeter: 1" pivoting textile soft dome tweeter  
Frameless Grille: Magnetically Attached - Perforated  
Frameless Metal Grilles: Round option: MGR-8f Rectangular Optional: MGS-8f  
Impedance: 8 ohms nominal  
Pre-construction Bracket: RIR-8  
Vapor Dome / Pre-Con Bracket: VPD-8  
Bridge for T-Bar Ceiling: PB-8  
Plenum Dome: PE-8



**SC-622F**  
**6-1/2" 2-way Single Point Stereo**  
**In-Ceiling / Wall**  
**Frameless**

**FEATURES**

- Frameless Grille. Look is identical to our 8" frameless series speakers
- Poly woofers with butyl rubber surrounds
- Proven Mounting System
- Grilles - Paint to match mounting surface
- Sold and shipped individually
- Overall Dimensions: 8-7/16" R
- Cut-out Dimensions: 7-1/4" R x 3-5/16" D

**SPECIFICATIONS**

- Frequency Response: 45Hz - 20kHz ± 3 dB  
 Power Handling: 40 watts nom. 80 max.  
 Sensitivity: 91dB 1 watt / 1 meter  
 Tweeter: Dual (L+R) 3/4" dome tweeters  
 Frameless Grille: Magnetically Attached - Perforated Frameless Metal Grilles • Round option: MGR-6f Rectangular Optional: MGS-6f  
 8 ohms nominal  
 Impedance: RIR-6  
 Pre-construction Bracket: VPD-6  
 Vapor Dome / Pre-Con Bracket: PB-6  
 Bridge for T-Bar Ceiling: PE-8  
 Plenum Dome: PE-8



**SE-LCR-Sf**  
**Dual 5-1/4" 2-way In-Wall Loudspeaker**  
**Frameless Center / All Channel - LCRS**

**FEATURES**

- Woven Kevlar® woofers with butyl rubber surrounds
- 12 dB/octave crossover
- Phase plug pole piece extensions
- IR Knockouts
- High temperature Polyimide voice coils
- Polyswitch overdrive protection
- Superior retro-ring mounting system
- Magnetic, frameless, micro-perforated, vibration-free grille

- Orient Vertically or Horizontally
- Sold and shipped individually
- Overall Dimensions:
- Cut-out Dimensions:

9" W x 15-3/4" H  
 7-7/8" W x 14-7/16" H x 3-1/2" D

**SPECIFICATIONS**

- Frequency Response: 45Hz - 20kHz ± 3 dB  
 Power Handling: 50 watts nom. 100 max.  
 Sensitivity: 90dB 2.83V 1 watt / 1 meter  
 Tweeter: 1" pivoting textile soft dome tweeter  
 Frameless Grille: Magnetically Attached, Micro-Perforated - MG-LCRSf  
 8 ohms nominal  
 Impedance: RIB-LCR  
 Pre-construction Bracket:



**SE-790KE**  
**6-1/2" 2-way In-Wall Loudspeaker**

**FEATURES**

- Woven Kevlar® woofers with butyl rubber surrounds
- 12 dB/octave crossover
- Phase plug pole piece extensions
- IR Knockouts
- High temperature Polyimide voice coils
- Polyswitch overdrive protection
- Superior clamp-ring mounting system
- Magnetically Shielded
- Orient Vertically or Horizontally

- Frame/Grille Paint to match mounting surface
- Sold and shipped in pairs
- Overall Dimensions:
- Cut-out Dimensions:

8-5/8" W x 12-1/8" H  
 7-3/8" W x 10-7/8" H x 3-1/8" D

**SPECIFICATIONS**

- Frequency Response: 45Hz - 20kHz ± 3 dB  
 Power Handling: 40 watts nom. 80 max.  
 Sensitivity: 91dB 1 watt / 1 meter  
 Tweeter: 1" pivoting textile soft dome tweeter  
 Perforated Metal Grille: MG-79F  
 Impedance: 8 ohms nominal  
 Pre-construction Bracket: RIB-7



**SE-893KE**  
**8" 3-way In-Wall Loudspeaker**

**FEATURES**

- Woven Kevlar® woofers with butyl rubber surrounds
- 12 dB/octave crossover
- Phase plug pole piece extensions
- IR Knockouts
- High temperature Polyimide voice coils
- Polyswitch overdrive protection
- Superior clamp-ring mounting system
- Frame/Grille paint to match mounting surface
- Sold and shipped in pairs
- Overall Dimensions: 10-1/2" W x 14-1/2" H

Cut-out Dimensions: 9" W x 13" H x 3-1/4" D

**SPECIFICATIONS**

- Frequency Response: 35Hz - 20kHz ± 3 dB  
 Power Handling: 50 watts nom. 100 max.  
 Sensitivity: 91dB 1 watt / 1 meter  
 Tweeter: 1" pivoting textile soft dome tweeter  
 Frameless Grille: Magnetically Attached - Perforated Frameless Metal Grilles • Round option: MGR-8f Rectangular Option: MGS-8f  
 8 ohms nominal  
 Impedance: RIR-8  
 Pre-construction Bracket: VPD-8  
 Vapor Dome / Pre-Con Bracket: PB-8  
 Bridge for T-Bar Ceiling: PE-8  
 Plenum Dome: PE-8



Presence represents a new level of performance and value in In-Wall and Ceiling loudspeakers. Our signature Lifetime Limited Warranty ushers in these straight forward no-nonsense loudspeaker systems. Practical engineering and the best materials available are present throughout this comprehensive and well thought-out product line. The Presence line is known namely by it Kevlar woven fiber woofers with butyl rubber surrounds & ferro-fluid cooled silk dome tweeters. Midrange drivers, thick fiberglass crossover network PC boards populated with high-grade electronic components, over-drive tweeter protection, heavy gauge oxygen-free copper wiring and stout gold plated high tension connection terminals are other features of the Presence line.



**A-606**  
**6-1/2" 2-way In-Ceiling Loudspeaker**

- FEATURES**
- Woven Kevlar® woofers with butyl rubber surrounds
  - High temperature Polyimide voice coils
  - High-grade crossovers
  - Polyswitch overdrive protection
  - Proven Mounting System
  - Frame/Grille Paint to match mounting surface
  - Sold and shipped in pairs
  - Overall Dimensions: 8-3/8" R
  - Cut-out Dimensions: 7-3/8" R x 2-7/8" D

- SPECIFICATIONS**
- Frequency Response: 45Hz - 20kHz ± 3 dB
  - Power Handling: 50 watts nom. 100 max.
  - Sensitivity: 91dB 1 watt / 1 meter
  - Tweeter: 1" Silk soft dome pivoting tweeter
  - Perforated Metal Grille: MGR-6
  - Impedance: 8 ohms nominal
  - Pre-construction Bracket: RIR-6
  - Vapor Dome / Pre-Con Bracket: VPD-5
  - Bridge for T-Bar Ceiling: PB-6
  - Plenum Dome: PE-8



**A-808**  
**8" 2-way In-Ceiling Loudspeaker**

- FEATURES**
- Woven Kevlar® woofers with butyl rubber surrounds
  - High temperature Polyimide voice coils
  - High-grade crossovers
  - Polyswitch overdrive protection
  - Proven Mounting System
  - Frame/Grille Paint to match mounting surface
  - Sold and shipped in pairs
  - Overall Dimensions: 9-3/4" R
  - Cut-out Dimensions: 8-5/8" R x 3-3/8" D

- SPECIFICATIONS**
- Frequency Response: 35Hz - 20kHz ± 3 dB
  - Power Handling: 60 watts nom. 120 max.
  - Sensitivity: 91dB 1 watt / 1 meter
  - Tweeter: 1" Silk soft dome pivoting tweeter
  - Perforated Metal Grille: MGR-8
  - Impedance: 8 ohms nominal
  - Pre-construction Bracket: RIR-8
  - Vapor Dome / Pre-Con Bracket: VPD-8
  - Bridge for T-Bar Ceiling: PB-6
  - Plenum Dome: PE-8



**A-SP6**  
**6-1/2" 2-way Single Point Stereo In-Ceiling Loudspeaker**

- FEATURES**
- Woven Kevlar® woofers with butyl rubber surrounds
  - High temperature Polyimide voice coils
  - High-grade crossovers
  - Polyswitch overdrive protection
  - Proven Mounting System
  - Frame/Grille Paint to match mounting surface
  - Sold and shipped in pairs
  - Overall Dimensions: 8-3/8" R
  - Cut-out Dimensions: 7-3/8" R x 2-7/8" D

- SPECIFICATIONS**
- Frequency Response: 45Hz - 20kHz ± 3 dB
  - Power Handling: 50 watts nom. 100 max. both channels combined
  - Sensitivity: 91dB 1 watt / 1 meter
  - Tweeter: Dual (left & right) 3/4" Silk soft dome tweeters
  - Perforated Metal Grille: MGR-622
  - Impedance: 8 ohms nominal
  - Pre-construction Bracket: RIR-6
  - Vapor Dome / Pre-Con Bracket: VPD-6
  - Bridge for T-Bar Ceiling: PB-6
  - Plenum Dome: PE-8



**A-LCRS**  
**Dual 5-1/4" 2-way In-Wall Loudspeaker Center / All Channel - LCRS**

- FEATURES**
- Woven Kevlar® woofers with butyl rubber surrounds
  - High temperature Polyimide voice coils
  - Phase plug pole piece extensions
  - IR Knockouts
  - High-grade crossovers
  - Polyswitch overdrive protection
  - Superior Clamp-ring Mounting System
  - Magnetically Shielded

- Orient Vertically or Horizontally
- Frame/Grille Paint to match mounting surface
- Sold and shipped individually
- Overall Dimensions: 9" x 15-3/4"
- Cut-out Dimensions: 7-7/8" x 14-7/16" x 3-1/2" D

- SPECIFICATIONS**
- Frequency Response: 45Hz - 20kHz ± 3 dB
  - Power Handling: 50 watts nom. 100 max.
  - Sensitivity: 91dB 1 watt / 1 meter
  - Tweeter: 1" Silk soft dome pivoting tweeter
  - Perforated Metal Grille: MG-LCR
  - Impedance: 8 ohms nominal
  - Pre-construction Bracket: RIB-LCR

## OEM SYSTEMS CEILING & IN-WALL SPEAKER - BEST



### A-650 6-1/2" 2-way In-Wall Loudspeaker

#### FEATURES

- Woven Kevlar® woofers with butyl rubber surrounds
- High temperature Polyimide voice coils
- Phase plug pole piece extensions
- IR Knockouts
- High-grade crossovers
- Polyswitch overdrive protection
- Superior Clamp-ring Mounting System
- Frame/Grille Paint to match mounting surface

- Sold and shipped in pairs
- Overall Dimensions:
- Cut-out Dimensions:

9-1/16" W x 12-3/4" H  
8" W x 11-3/4" H x 3-1/4" D

#### SPECIFICATIONS

Frequency Response: 45Hz - 20kHz ± 3 dB  
Power Handling: 50 watts nom. 100 max.  
Sensitivity: 91dB 1 watt / 1 meter  
Tweeter: 1" Silk soft dome pivoting tweeter  
Perforated Metal Grille: MG-62  
Impedance: 8 ohms nominal  
Pre-construction Bracket: RIB-62



### A-820 8" 2-way In-Wall Loudspeaker

#### FEATURES

- Woven Kevlar® woofers with butyl rubber surrounds
- High temperature Polyimide voice coils
- Phase plug pole piece extensions
- IR Knockouts
- High-grade crossovers
- Polyswitch overdrive protection
- Superior Clamp-ring Mounting System
- Frame/Grille Paint to match mounting surface

- Sold and shipped in pairs
- Overall Dimensions:
- Cut-out Dimensions:

10-1/2" W x 14-1/2" H  
9" W x 13" H x 3-1/4" D

#### SPECIFICATIONS

Frequency Response: 35Hz - 20kHz ± 3 dB  
Power Handling: 60 watts nom. 120 max.  
Sensitivity: 91dB 1 watt / 1 meter  
Tweeter: 1" Silk soft dome pivoting tweeter  
Perforated Metal Grille: MG-89F  
Impedance: 8 ohms nominal  
Pre-construction Bracket: RIB-82  
Vapor Dome: VPD-82



### A-8LCRS 8" 2-way 15 Degree Angled Loudspeaker

#### FEATURES

- Woven Kevlar® woofers with butyl rubber surrounds
- High temperature Polyimide voice coils
- High-grade crossovers
- Polyswitch overdrive protection
- Proven Mounting System
- Frame/Grille Paint to match mounting surface
- Sold and shipped individually

- Overall Dimensions:
- Cut-out Dimensions:

12-7/8" R  
11-1/2" R x 5-3/4" D

#### SPECIFICATIONS

Frequency Response: 35Hz - 20kHz ± 3 dB  
Power Handling: 60 watts nom. 120 max.  
Sensitivity: 91dB 1 watt / 1 meter  
Tweeter: 1" Silk soft dome pivoting tweeters  
Perforated Metal Grille: MGR-815  
Impedance: 8 ohms nominal  
Pre-construction Bracket: RIR-815

## ENDEAVOR OUTDOOR SPEAKERS



#### FEATURES

- Sealed, port-less design enclosure for bug and moisture prevention.
- The IO-505, 605 and 805 include Indoor / outdoor bass equalization
- Versatile mounting options: standard type "U" bracket, mounting bosses on rear for optional double swivel mounting brackets
- Suitable for use on book shelves with bracket-less finished look

- Rust proof Perforated Aluminum Grille; epoxy painted for long life in high humidity and salt/air environments. Cabinets, grilles and mounting brackets are paintable to match your decor.
- Available in White (W) or Black (B)
- Sold and shipped in pairs



SPECIFICATIONS	IO-505	IO-605	IO-805
<b>Size/Type:</b>	5-1/4" 2-way Kevlar	6-1/2" 2-way Kevlar	8" 2-way Kevlar
<b>Frequency Response:</b>	40Hz - 21kHz ± 3 dB	38Hz - 21kHz ± 3 dB	35Hz - 21kHz ± 3 dB
<b>Power Handling:</b>	50 watts nom. 100 max	60 watts nom. 120 max	70 watts nom. 140 max
<b>Sensitivity:</b>	87dB 1 watt / 1 meter	88dB 1 watt / 1 meter	89dB 1 watt / 1 meter
<b>Tweeter:</b>	1" Tetonon® soft dome pivoting	1" Tetonon® soft dome pivoting	1" Tetonon® soft dome pivoting
<b>Impedance:</b>	8 ohms nominal	8 ohms nominal	8 ohms nominal
<b>Dimensions:</b>	7-1/4" W x 10" H x 7-1/2" D	8-3/4" W x 11-3/8" H x 8-5/8" D	10-5/8" W x 13-3/4" H x 10-5/8" D
<b>With Mounting Brackets:</b>	Increase depth by 3/4"	Increase depth by 1"	Increase depth by 1 1/4"



Shown in White

**10-570**  
**5-1/4" 2-way Cabinet Loudspeaker**  
**70-100 Volt / 8 ohms**


**FEATURES**

- 5-1/4" Poly woofer with butyl rubber surround & 5-1/4" 2-way acoustic suspension loudspeaker
- Sealed, port-less design enclosure for bug and moisture prevention.
- Baffle mounted 70-100 Volt tap selector switch with bypass setting for 8-ohm applications
- Versatile mounting options: standard type "U" bracket, mounting bosses on rear for optional double swivel mounting brackets
- Sold and shipped individually

- Rust proof Perforated Aluminum Grille which is epoxy painted for long life in high humidity and salt/air environments. Cabinets, grilles and mounting brackets are paintable to match your decor.
- Available in White (B) or Black (B)
- Overall Dimensions: 7-1/4" W x 10" H x 7-1/2" D
- With Mounting Bracket: Increases depth by 3/4"

**SPECIFICATIONS**

- Frequency Response: 35Hz - 20kHz ± 3 dB
- Power Handling: 60 watts nom. 120 max.
- Sensitivity: 91dB 1 watt / 1 meter
- Tweeter: 1" Silk soft dome pivoting tweeters
- Perforated Metal Grille: MGR-815
- Impedance: 8 ohms nominal
- Pre-construction Bracket: RIR-815



**SC-800f**  
**8" In-Ceiling Commercial Loudspeaker**  
**Frameless**

**FEATURES**

- Quick spring post terminals
- No Soldering or crimping required
- Dog Ear Mounting
- Proven Mounting System
- Frame and Grilles may be painted to match mounting surface
- Sold and shipped individually
- Overall Dimensions: 9-7/8" R
- Cut-out Dimensions: 8-5/8" R x 3-5/16" D
- Transformer mounting dimensions: 2-3/16" hole spacing

**SPECIFICATIONS**

- Frequency Response: 60Hz - 5kHz ± 3 dB / 45Hz - 15kHz + 3 / -6dB
- Power Handling: 40 watts max.
- Sensitivity: 92dB 2.83 V @ 1m
- Tweeter: (none)
- Frameless Grille: Dual Cone
- Impedance: Magnetically Attached - Perforated Frameless Metal Grilles- Round and Square option: Round: MGR-8f
- Pre-construction Bracket: Square: MGS-8f
- Vapor Dome / Pre-Con Bracket: 8 ohms (70/100 V transformer available)
- Bridge for T-Bar Ceiling: RIR-8
- Plenum Dome: VPD-8
- PE-8



**SC-800**  
**8" In-Ceiling Commercial Loudspeaker**

**FEATURES**

- Quick spring post terminals
- No Soldering or crimping required
- Dog Ear Mounting
- Proven Mounting System
- Frame and Grilles may be painted to match mounting surface
- Sold and shipped individually
- Overall Dimensions: 9-13/16" R
- Cut-out Dimensions: 8-5/8" R x 3" D
- Transformer mounting dimensions: 2-3/16" hole spacing

**SPECIFICATIONS**

- Model Number: SC-800 - 8" Commercial Loudspeaker
- Frequency Response: 60Hz - 5kHz ± 3 dB / 45Hz - 15kHz + 3 / -6dB
- Power Handling: 40 watts max.
- Sensitivity: 92dB 2.83 V @ 1m
- Tweeter: (none)
- Grille: Dual Cone
- Impedance: Perforated Metal Grille MODEL: MGR-8
- Pre-construction Bracket: 8 ohms (70/100 V transformer available)
- Vapor Dome / Pre-Con Bracket: RIR-8
- Bridge for T-Bar Ceiling: VPD-8
- Plenum Dome: PB-8
- PE-8



Available in Green or Desert Sand

**SS-8M**  
**8" High Performance Outdoor Speakers**  
**Landscape Loudspeakers**

**FEATURES**

- Weatherproof Design
- Includes 3 meters of cable rated for in-ground burial (2 conductor SS-8M)
- Unit designed to be buried in-ground, approx. 8" above ground exposure
- 360 Degree Sound Field

**SS-8M MONO VERSION**

- 70 volt transformer included; mounted internally with wattage taps of 16, 8, 4, & 2 Watts, unit is shipped set at 8 Ohms

- For commercial applications, 70 volt transformer setting is easily accessed with a screwdriver

**SPECIFICATIONS**

- Model Numbers: Green
- Woofer: SS-8MG (Green) SS-8MS (Desert Sand) 8" Polycarbonate Woofer with butyl rubber surround
- Frequency Response: 40Hz - 20kHz ± 3 dB
- Power Handling: 50 watts nom. 100 watts max.
- Sensitivity: N/A
- Grille: Rust Proof Aluminum Grille keeps bugs out of driver cavity
- Tweeter: 3/4" Dome Tweeter
- Impedance: 8 ohms operation
- Available Colors: Green and Desert Sand

## PRO WIRE ACCESSORIES – OEM SYSTEM



### IW-100WV Indoor Rotary Volume Control

#### FEATURES

- Autoformer w/ rotary 12 position switch
- Smooth transition between volume steps
- 12-tap, high-grade 100-watt autoformer
- Removable Input / Output terminal strip
- Decorator wallplate included
- Sold and shipped individually

#### SPECIFICATIONS

Frequency Response:	20-20 kHz +/- 0.5dB
Available Colors:	White, Ivory & Almond
Power Handling:	100 watts max
Impedance:	Optimized for 8 ohm speakers
Mounting Dimensions:	2-5/8" depth



### IW-IMP100WV Indoor Rotary Volume Control Impedance Matching

#### FEATURES

- Impedance Matching Autoformer w/ Rotary 12 position switch
- 1X, 2X, 4X, 8X & 16X impedance multiplier
- Smooth transition between volume steps
- 12-tap, high-grade 100-watt autoformer
- Removable Input / Output terminal strip

- Decorator wallplate included
- Sold and shipped individually

#### SPECIFICATIONS

Frequency Response:	20-20 kHz +/- 0.5dB
Available Colors:	White, Ivory & Almond
Power Handling:	100 watts max
Impedance:	Optimized for 8 ohm speakers
Mounting Dimensions:	2-5/8" depth

## SPEAKER SELECTORS – OEM SYSTEM

#### GENERAL FEATURES

- This device functions as a "Switching Station" to control all the speakers in a multi-room system from a central location.
- Barrier Termination Strip Construction provides positive wire terminations much superior to the, "Quick Connect" type. This design is preferred by experienced installation experts over inferior quick connect types.

- Heavy Duty metal chassis and cases with high grade circuit boards.
- Individual on/off switches for each pair of speakers.
- Sold and shipped individually



### SW-4SPKR 4-Speaker Selector with Amplifier Protection

#### SPECIFICATIONS

Available Colors:	Black
Switching:	4 pair/100W RMS per channel
Power Handling:	Rated at 100 Watts RMS per channel (When used with Impedance Matching Volume Controls)
Overall Dimensions:	8-1/2" W x 2" H x 5-1/4" D



### SW-8SPKR 8-Speaker Selector with Amplifier Protection

#### SPECIFICATIONS

Available Colors:	Black
Switching:	8 pair/100W RMS per channel
Power Handling:	Rated at 100 Watts RMS per channel (When used with Impedance Matching Volume Controls)
Overall Dimensions:	8-1/2" W x 2" H x 5-1/4" D

## BANANA PLUGS – OEM SYSTEM



### IW-4PLUG40 & IW-4PLUG160 Gold Plated Banana Plugs Screw-On Plugs

#### FEATURES

- Heavy Duty Gold Plated Banana Plugs
- Solderless Compression Screw-on Type

#### DESCRIPTION

Set of four banana plugs for making one (1) four (4) conductor connection equivalent to one (1) stereo connection. Use the IW-4PLUG with IWM-BPG or IW-BG series in-wall jack plates.  
Model IW-4PLUG: Sold with 2 Red/2 Black  
IW-4PLUG40: Bag includes 20 black/20 red (total of 40 IW-4PLUG)  
IW-4PLUG160: Master Pack with 80 black/80 red (total of 160 IW-4PLUGs).



### IW-16PLUG Gold Plated Banana Plugs Crimp-On Plugs

#### FEATURES

- Heavy Duty Gold Plated Banana Plugs
- Crimp-On/Solderless

#### DESCRIPTION

Set of 16 Crimp-on banana plugs. 8 Red & 8 Black. Use the IW-16PLUG with the IWM-BPG, IW-BPG or IW-BG series In-Wall Jack plates.  
IW-16PLUG sold with: 8 Red & 8 Black  
IW-16PLUG128 sold with: 64 Red & 64 Black totaling 128 Plugs



**MR-1**  
**Combination Speaker Locator & Single Gang Mounting Ring**

**DESCRIPTION**

Box Buddy® low voltage mounting rings are designed for positioning low voltage devices next to 110 VAC electrical boxes with standard NEC spacing so that the combined 110 and low voltage device(s) may be covered with one multi-gang coverplate for an elegant appearance. The Box Buddy® uses a patent pending pull-off alignment tool that makes combined installation and alignment of 110 VAC and low voltage devices simple and quick. Box Buddy® low voltage mounting rings feature conduit flanges off-set by 5/8" which enable unobtrusive use of conduit connectors.

**FEATURES**

Combination Speaker Locator & Single Gang Mounting Ring  
 The MR-1 is a combination speaker locator - mud ring. It utilizes a unique group of features making it very useful & cost effective.

Sold and shipped individually



**MR-CVR**  
**Standard J-Box Cover - Round**

**DESCRIPTION**

The MR-CVR is a round, aluminum coverplate that is sized exactly to fit a standard J-Box. Even the screw holes are properly aligned to mesh correctly with a standard J-Box. The white painted MR-CVR presents an aesthetically pleasing appearance, providing an attractive solution for covering an electrical box for a light or ceiling fixture.

**FEATURES**

- Standard J-Box Coverplate for MR-1
- Round Aluminum Coverplate
- Sized exactly to fit a standard J-Box
- Painted white

Sold and shipped individually  
 Also sold 12 to a subcarton or 96 to a case (master carton).

**IN-WALL MEDIA PANEL**



**MP-8**  
**In-Wall Media Panel**

**DESCRIPTION**

The MP-8 In-Wall Media Panel adds flexibility and ease of installation to any media system job. Requiring only an 8" x 11 3/4" opening, the MP-8 mounts with just 4 screws using our 6-1/2" speaker frame and steel clamp ring (all included).

Sold and shipped individually

**FEATURES**

- 9mm Labeling System
- 378 Pre-Printed Labels
- Holds 8 Decora plates
- Steel Clamp-Ring Mounting System
- 5mm - Thick Powder-Coated, White Aluminum
- Overall Dimensions: 9-1/16" W x 12-3/4" H
- Cut-out Dimensions: 8" W x 11-3/4" H



**ISF-147**  
**"Pop-Up" Nylon Loudspeaker Cover**

**DESCRIPTION**

Protect your loudspeakers with the Insu-Flate. The ISF-147 will protect in-ceiling loudspeakers against abrasive insulation fibers and dust particles that can get into the voice coil assemblies and disable your loudspeakers. This great "Pop-Up" nylon loudspeaker cover is a simple and cost effective solution that will significantly improve your installations over the "long haul".

**FEATURES**

- One size fits all
- Nylon loudspeaker cover shields speaker from insulation
- Individually packaged
- Diameter: 14"
- Height: 7"

**SPEAKER BRACKETS**



**RIR-SERIES**  
**Pre-Construction Bracket Rough-In Kit**

**GENERAL FEATURES**

- Metal straps span 24" on centers
- Remove plastic seal when speaker is installed
- Versatile and Inexpensive
- Sold and shipped in pairs

**RIR-6** for all 6-1/2" in-ceiling models

- Mouth Opening: 7-1/2" Round
- Cut-out Dimensions: 6-1/2" Round x 2-3/8" deep

**FITS LOUDSPEAKER MODELS**

Preference: K-625, K-62  
 Presence: A-606, A-SP6  
 ArchiTech - Kevlar Series: SC-620f, SC-622 K  
 ArchiTech - Premium Series: SC-602f, SC-62

**RIR-8** For all 8" In-Ceiling Models

Mouth Opening: 8-5/8" Round

**FITS LOUDSPEAKER MODELS**

Preference: K-825d, K-82  
 Presence: A-808, A-SP8  
 ArchiTech - Kevlar Series: SC-820f, SC-822f  
 ArchiTech - Premium Series: SC-802f  
 Subwoofers: SE-805Wf

**RIR-615** for all 6-1/2" 15 Degree In-Ceiling Models

Mouth Opening: 9-1/4" round

**FITS LOUDSPEAKER MODELS**

Preference: K-6LCRS  
 Presence: A-6LCRS, PV-6LCRS

**RIR-815** for all 8" 15 Degree In-Ceiling Models

Mouth Opening: 11-1/2" round

**FITS LOUDSPEAKER MODELS**

Preference: K-8LCRS  
 Presence: A-8LCRS, PV-8LCRS



## SPEAKER BRACKETS



RIB-7



RIB-62, 82

### RIB-SERIES

#### Pre-Construction Bracket Rough-In Kit

#### GENERAL FEATURES

- Metal straps span 16" on centers
- Versatile and Inexpensive
- Remove plastic seal when speaker is installed
- Mount Horizontally or Vertically
- Sold and shipped in pairs

**RIB-7** for select 6-1/2" In-Wall Models  
Mouth Opening: 7-3/8" W x 10-7/8" H

FITS LOUDSPEAKER MODELS  
ArchiTech - Kevlar Series: SE-790 KE

ArchiTech - Premium Series: SE-791  
OEM Models: AW-700

**RIB-62** for select 6-1/2" In-Wall Models  
Mouth Opening: 8" W x 11-3/4" H

FITS LOUDSPEAKER MODELS  
Preference: K-602  
Presence: A-650  
In-Wall Media Panel: MP-8

**RIB-82** for all 8" In-Wall Models  
Mouth Opening: 9" W x 13" H

FITS LOUDSPEAKER MODELS  
Preference: K-802  
Presence: A-820, A-830

ArchiTech - Premium Series: SE-891E  
ArchiTech - Kevlar Series: SE-893 KE

**RIB-LCR** for all Dual 5-1/4" In-Wall Models  
Mouth Opening: 7-7/8" W x 14-7/16" H

FITS LOUDSPEAKER MODELS  
Preference: K-5LCR  
Presence: A-LCRS, PV-LCRS  
ArchiTech - Kevlar Series: SE-LCR KE



RIB-LCR



VPD-6, 8



VPD-82

### VPD-SERIES

#### Pre-Construction Bracket Rough-In Kit / Vapor Dome- Combination Rough-In Kit Vapor Dome / Back Box - 3 in 1 Device

#### GENERAL FEATURES

- Metal straps span 24" on centers
- Versatile and Inexpensive
- Remove plastic seal when speaker is installed
- Versatile and Inexpensive
- Dome / mounting flange slides along straps for positioning at any point between members
- Dome shields speaker from insulation
- Sold and shipped in pairs

**VPD-6** for all 6" In-Ceiling Models  
Mouth Opening: 7-3/8" round  
Mounting Depth: 7-1/4" deep  
(works in 2 x 8 construction)

FITS LOUDSPEAKER MODELS  
Preference: K-602, K-62  
Presence: A-606, A-SP6  
ArchiTech - Premium Series: SC-602f, SC-62  
ArchiTech - Kevlar Series: SC-620f, SC-622 K

**VPD-8** for all 8" In-Ceiling Models  
Mouth Opening: 8-5/8" round  
Mounting Depth: 7-3/4" deep  
(works in 2 x 8 construction)

FITS LOUDSPEAKER MODELS  
Preference: K-825d, K-82  
Presence: A-808, A-SP8  
ArchiTech - Kevlar Series: SC-820f, SC-822f  
ArchiTech - Premium Series: SC-802f  
Subwoofers: SE-80SWf

**VPD-82** for all 8" In-Wall Models  
Mouth Opening: 9" W x 13" H  
Rectangular  
Mounting Depth: 3-3/8" x 3-7/8"

FITS LOUDSPEAKER MODELS  
Preference: K-802  
Presence: A-820, A-830  
ArchiTech - Kevlar Series: SE-893 KE  
ArchiTech - Premium Series: SE-891E

## T-BAR BRIDGE & DOME



### PB-SERIES

#### T-Bar Bridge

Formed sheet metal T-bar bridge to reinforce T-bar drop ceilings for installation of all 6-1/2" and 8" round speakers with snap in PE-8 Plenum Dome (shown right) for Fire Rated applications.

**PB-6** T-bar Bridge  
Hole / Cut-Out Size: 7-5/8"

**PB-8** T-bar Bridge  
Hole / Cut-Out Size: 8-13/16"



### PE-8

#### Plenum Dome

Steel Plenum Dome for Fire Rated applications. Includes EMT knock-outs for easy twist lock assembly when using with PB-6 & PB-8. Use with T-bar bridge in drop ceilings. Fits both the PB-6 and PB-8  
Depth: 4-1/2"

Need more specifications on any of the  
OEM System Products?

Contact us at (562) 926-5758 or  
via email at [sales@cesparts.com](mailto:sales@cesparts.com)